



**REPORT OF THE ACADEMIC AUDIT COMMITTEE**  
**ACADEMIC AUDIT OF YEAR: 2017-18**

1. **Name of the College:** Tatyasaheb Kore College of Pharmacy Warananagar  
**Address:** At & Post: Warananagar, Taluka: Panhala, Dist: Kolhapur. M. S. 416113  
.....  
**Year of Establishment:** 2004  
**Telephone:** STD Code : 02328 No. : 223501  
**E Mail ID:** tkcp.pc@unishivaji.ac.in  
**Web Site :** www.tkcpwarana.ac.in  
**Type of Institute / College:** Women's/Co-Education  
**Location:** Urban/Rural/Hill Area/Semi -Urban  
**Status of University affiliation:** Permanent/One Year/Two Year/Three Year  
**UGC 2f Approval:** .....  
**12b Approval:** .....  
**NAAC Accreditation Year & Grade:** .....  
**NBA Accreditation Year & Grade:** .....  
**NIRF Year and Ranking:** .....

2. **Name of Trust / Society:** SHREE WARANA VIBHAG SHIKSHAN MANDAL  
**Address:** At & Post: Warananagar, Taluka: Panhala, Dist: Kolhapur. M. S. 416113  
.....  
**Year of establishment:** 1964  
**Telephone:** STD Code: 02328 No. : 224030  
**E Mail:** aoswvsm@gmail.com  
**Web Site :** www.tkcpwarana.ac.in

3. **Name of Academic Auditors:**

Sr. No.	Name & affiliation	Signature
1.	Mr. S. A. Bandgar Ashokrao Mane College of Pharmacy, Peth-Vadgaon	
2.	Mr. V. M. Pahil Ashokrao Mane College of Pharmacy, Peth-Vadgaon	

**REPORT OF THE ACADEMIC AUDIT COMMITTEE**  
**ACADEMIC AUDIT OF YEAR: 2017-18**

**Basic Information:**

1. Details of programs offered by the college (Give data for current academic year)

Sr. No.	Program Level	Name of the Program/ Course	Duration	Entry Qualification	Medium of instruction	Sanctioned/ approved Student strength	No. of students admitted
1	Under-Graduate	B.Pharm	48 months	XII Science	English	60	57
2	Post-Graduate	M.Pharm	24 months	B.Pharm	English	30	30

2. Furnish the number of the students admitted to the college during this academic year.

Categories	UG		PG	
	M	F	M	F
SC	3	3	4	3
ST	0	1	0	0
VTA	0	1	0	1
NTB	2	0	2	1
NTC	0	0	0	0
NTD	0	0	0	0
OBC	3	7	2	2
SEBC	0	0	0	0
EWS	0	0	0	0
General/Open	17	20	4	11

**REPORT OF THE ACADEMIC AUDIT COMMITTEE  
ACADEMIC AUDIT OF YEAR: 2017-18**

**3. Details on students enrollment in the college during the current academic year:**

Type of students	UG	PG	Ph.D.	Total
Students from the same state where the college is located	57	30	00	87
Students from other states of India	00	00	00	00
NRI students	00	00	00	00
Foreign students	00	00	00	00
Total	57	30	00	87

**4. Course wise Faculty Information**

Sr. No.	Name of Faculty Member	Designation	Qualification	Subject	Date of First Appointment	University Approval Letter No. & Date

(Note: Attach separate Sheet)

**REPORT OF THE ACADEMIC AUDIT COMMITTEE  
ACADEMIC AUDIT OF YEAR: 2017-18**

**A: INPUT (80 Marks)**

**Infrastructure Information –**

Sr. No	Criteria	Marks Allotted	Observation	Marks obtained
<b>Class rooms</b>				
1.	Adequate well-furnished class rooms as per University/Apex body norms <ul style="list-style-type: none"> <li>• Required No.: <del>2</del> 3</li> <li>• Available No.: <del>3</del> 3</li> </ul> Adequate – 10 Marks Less than Adequate- 05 Marks Not Adequate – 0 Marks	10	Yes	10
2.	Number of classrooms with ICT Facilities Above 50% facilities-10 Marks More than 25% facilities-05 Marks More than 10 % - 02 Marks	10	Yes	5
<b>Laboratories</b>				
1.	No. and Size of Laboratories as per University Norms/Apex body <ul style="list-style-type: none"> <li>• Required No: <del>16</del></li> <li>• Available No: <del>16</del></li> </ul> Adequate- 10 Marks Less than Adequate- 05 Marks Not Adequate – 00 Marks	10	Yes	10
2.	Laboratory equipment available as per University /Apex body norms Adequate- 05 Marks Less than Adequate- 03 Marks Not Adequate-00 Marks	5	Yes	5
3.	Computers available as per University/Apex body Norms. Adequate- 05 Marks Less than Adequate- 03 Marks Not Adequate-00 Marks	5	Yes	5
<b>Library</b>				
1.	Books in the library (1:5 Students : Books) A) Reference Text Books – 3 Marks B) Periodicals -1 Marks C) News papers -1 Marks)	5	Yes	5
2.	Journals i. International (Two each):2 Marks ii. National : (Two each): 2 Marks iii. E journals (Two each): 1 Mark	5	Yes	5

**REPORT OF THE ACADEMIC AUDIT COMMITTEE**  
**ACADEMIC AUDIT OF YEAR: 2017-18**

3.	Digital Library Facilities: (E Journals /CD's/ DVD's/ Infinite/ Delnet etc. ) <ul style="list-style-type: none"> <li>• Adequate – 5 Marks</li> <li>• Sufficient- 3 Marks</li> <li>• Insufficient – 00 Marks</li> </ul>	5	Yes	05
5.	Library is automated Fully automated – 05 Marks Partially automated – 03 Marks	5	Yes	03
6.	Reading Room A) Student - 04 Marks B) Faculty – 02 Marks	6	Yes	04
<b>Faculty</b>				
1.	No. of required Teaching Faculty – A. 100% Appointment- 14 Marks B. 76% to 99% Appointment-10 Marks C. 51% to 75% Appointment- 8 Marks D. Below 50% Appointment- 00 Marks	14	Yes	10

**REPORT OF THE ACADEMIC AUDIT COMMITTEE  
ACADEMIC AUDIT OF YEAR: 2017-18**

**B: PROCESS (200 MARKS)**

**Teaching-Learning and Evaluation –**

Sr. No	Criteria	Mark Allotted	Observation	Marks obtained
1.	The institution assesses the learning levels of the students, after admission and organizes special programs for advanced learners and slow learners Advanced Learners Program :05 Marks Slow Learners Program : 05Marks	10	Yes	05
2.	Student centric methods, such as experiential learning, participative learning and problem solving methodologies etc. are used for enhancing learning experiences.	30	Yes	22
3.	Percentage of teachers using ICT for effective teaching with Learning Management Systems (LMS), E-learning resources etc. 96 % to 100% Teachers - 20 Marks 76 % to 95 % Teachers - 15 Marks 51% to 75 % Teachers - 10 Marks 26 % to 50 % Teachers - 05Marks 25 % & Less Teachers - 02 Marks	20	Yes	10
4.	Ratio of mentor to students for academic and stress related issues (Total Teacher : Total Students) (Mentor : Mentee) Mentor: Mentee Ratio (1:50) - 05 Marks Mentor: Mentee Ratio (1:75) - 03Marks Mentor: Mentee Ratio (1:100 & Above) - 02 Marks	5	Yes	05
5.	The Institution ensures effective curriculum delivery through a well planned and documented process • Teaching Plan – 02 Marks • Departmental meeting record for distribution of workload, timetable etc.- 01 Mark • Feedback- 02 Marks	5	Yes	05
6.	Number of functional MoUs with institutions, industries etc. 05 MOU's-10 Marks	10	Yes	08
7.	Number of linkages for faculty exchange, student exchange, internship, field trip, on-the-job training, research, etc during the year (2 Mark for each activity) (Maximum 10 Marks)	10	Yes	08
8.	Percentage of students undertaking field projects / internships • 76% to 100% - 10 Marks • 51% to 75% - 05Marks • 1% to 50% - 03 Marks	10	Yes	10
9.	Organization & Participation Technical Quiz / Seminar / Paper presentation /Project competition / Cultural events during this year. (Per Event 2 Mark) (Maximum 10 Marks)	10	Yes	10

**REPORT OF THE ACADEMIC AUDIT COMMITTEE**  
**ACADEMIC AUDIT OF YEAR: 2017-18**

10.	Number of extension and outreach programs conducted in collaboration with industry, community and Non - Government Organizations through NSS/NCC/Red cross/YRC etc., during the year (Number of extension and outreach programs conducted) (2 Mark per activity)(Maximum 10 Marks)	10	Yes	10
11.	Percentage of students participating in extension activities with Government Organizations, Non-Government Organizations and programs such as Swachh Bharat, Aids Awareness, Gender Issue, etc. during the year • 1% to 25% - 04 Marks • 26 % to 50% - 10Marks • 51 to 75% - 12 Marks • 76% to 100% - 15 Marks	15	Yes	12
12.	Use of Learning Management System	5	No	00
13.	Contribution in Lead College Scheme 1. By college as Participant - 05 Marks 2. By College as Conducting authority - 03 Marks	5	Yes	05
14.	Participation of University sponsored schemes at college level	5	Yes	05

**Research -**

Sr. No	Criteria	Mark allotted	Observation	Marks obtained
1.	Organizing workshops / seminars	10	Yes	07
2.	Leave and other incentives provided to teachers for research	5	Yes	04
3.	Workshops / seminars organized during this year for inculcating research habits amongst students	10	Yes	06
4.	Research competitions, quiz etc. organized for students during this years	5	Yes	04
5.	Participation of students in research events like Avishkar etc.	10	Yes	06
6.	Financial assistants provided to students for research activities from the institution.	5	Yes	03
7.	Participation in SUK sponsor research Scheme	5	Yes	03

**REPORT OF THE ACADEMIC AUDIT COMMITTEE  
ACADEMIC AUDIT OF YEAR: 2017-18**

**C: OUTPUT (120 MARKS)**

Sr. No..	Criteria	Mark allotted	Observation	Marks obtained
1.	Average result of final year of last year. <ul style="list-style-type: none"> <li>• 91% to 100% Result - 10 Marks</li> <li>• 81% to 90 % Result-08 Marks</li> <li>• 71% to 80% Result-06 Marks</li> <li>• 61% to 70% Result- 04 Marks</li> <li>• 60% &amp; Below Result- 02 marks</li> </ul>	10	Yes	10
2.	No. of students passed in first class and above in final year(last year) <ul style="list-style-type: none"> <li>- 71% to 100 %- 10 Marks</li> <li>- 51% to 70% - 07Marks</li> <li>- 26% to -50% - 05 Marks</li> <li>- 25% &amp; Below - 02 Marks</li> </ul>	10	Yes	10
3.	No. of students in University merit list in final year (last year)	10	Yes	02
4.	Percentage of students qualifying in state/ national/ international level examinations during the year (e.g.: GATE/GPAT/ GMAT/ CAT/ GRE/TOEFL/Civil Services/State government examinations)	15	No	00
5.	Percentage of placement of outgoing students during the last year <ul style="list-style-type: none"> <li>• 31 % To 100% - 05 Marks</li> <li>• 21 to 30% - 03 Marks</li> <li>• 11 to 20 % - 02 Marks</li> <li>• 1 to 10% - 01 Marks</li> </ul>	5	Yes	05
6.	Number of research papers published in the Journals during this year Per Paper 2 Mark.	20	Yes	16.
7.	Books and chapters in edited volumes / books published, and papers in national / international conference-proceedings during this year.	10	Yes	04
8.	No. of papers presented in symposium / workshop / conference / seminar in this year.	20	Yes	20
9.	No. of Faculties contributed as resource persons at QIP/symposium /workshop / conference / seminar in this year.	10	Yes	04
10	Number of awards and recognition received by faculty from Government /recognized bodies during this year	10	Yes	06.



**REPORT OF THE ACADEMIC AUDIT COMMITTEE  
ACADEMIC AUDIT OF YEAR: 2017-18**

**Guidelines for Grade:**

81% and Above = A+

71% to 80 % = A

61% to 70 % = B

51% to 60 % = C

50 % & Below = D

Total Marks Obtained: (Out of 400):

292

Grade Obtained:

A 73%

*Jard*

Mr. S. A. Bandgar  
Name and Sign & Date 27/4/18

Academic Auditor

*MP*

Mrs. V. M. Patil  
Name and Sign & Date 27<sup>th</sup> April 2018.



Academic Auditor

**REPORT OF THE ACADEMIC AUDIT COMMITTEE**  
**ACADEMIC AUDIT OF YEAR: 2018-19**

1. **Name of the College:** Tatyasaheb Kore College of Pharmacy Warananagar  
**Address:** At & Post: Warananagar, Taluka: Panhala, Dist: Kolhapur. M. S. 416113  
.....  
**Year of Establishment:** 2004  
**Telephone: STD Code :** 02328 ..... **No. :** 223501  
**E Mail ID:** tkcp.pc@unishivaji.ac.in  
**Web Site :** www.tkcpwarana.ac.in  
**Type of Institute / College:** Women's/Co-Education  
**Location:** Urban/Rural/Hill Area/Semi -Urban  
**Status of University affiliation:** Permanent/One Year/Two Year/Three Year  
**UGC 2f Approval:** .....  
**12b Approval:** .....  
**NAAC Accreditation Year & Grade:** .....  
**NBA Accreditation Year & Grade:** .....  
**NIRF Year and Ranking:** .2017 (51-75)

2. **Name of Trust / Society:** SHREE WARANA VIBHAG SHIKSHAN MANDAL  
**Address:** At & Post: Warananagar, Taluka: Panhala, Dist: Kolhapur. M. S. 416113  
.....  
**Year of establishment:** 1964  
**Telephone: STD Code :** 02328 ..... **No. :** 224030 ...  
**E Mail:** aoswvsm@gmail.com  
**Web Site :** www.tkcpwarana.ac.in

3. **Name of Academic Auditors:**

Sr. No.	Name & affiliation	Signature
1.	Mr. P. S. Pahl Ashokrao Mane College of Pharmacy, Peth-Vadgaon	
2.	Mr. R. B. Chotane Ashokrao Mane College of Pharmacy, Peth-Vadgaon	

**REPORT OF THE ACADEMIC AUDIT COMMITTEE**  
**ACADEMIC AUDIT OF YEAR: 2018-19**

**Basic Information:**

**1. Details of programs offered by the college (Give data for current academic year)**

Sr. No.	Program Level	Name of the Program/ Course	Duration	Entry Qualification	Medium of instruction	Sanctioned/ approved Student strength	No. of students admitted
1	Under-Graduate	B.Pharm	48 months	XII Science	English	60	58
2	Post-Graduate	M.Pharm	24 months	B.Pharm	English	30	23
3	Ph.D.	Ph D	36 months	M.Pharm	English	10	08

**2. Furnish the number of the students admitted to the college during this academic year.**

Categories	UG		PG	
	M	F	M	F
SC	02	02	03	02
ST	01	00	00	00
VTA	01	00	00	00
NTB	00	01	00	01
NTC	00	03	00	00
NTD	00	00	00	00
OBC	12	03	02	03
SEBC	00	00	00	00
EWS	00	00	00	00
General/Open	19	14	05	07

**REPORT OF THE ACADEMIC AUDIT COMMITTEE**  
**ACADEMIC AUDIT OF YEAR: 2018-19**

**3. Details on students enrollment in the college during the current academic year:**

Type of students	UG	PG	Ph.D.	Total
Students from the same state where the college is located	58	23	08	89
Students from other states of India	00	00	00	00
NRI students	00	00	00	00
Foreign students	00	00	00	00
Total	58	23	08	89

**4. Course wise Faculty Information**

Sr. No.	Name of Faculty Member	Designation	Qualification	Subject	Date of First Appointment	University Approval Letter No. & Date

(Note: Attach separate Sheet)

**REPORT OF THE ACADEMIC AUDIT COMMITTEE**  
**ACADEMIC AUDIT OF YEAR: 2018-19**

**A: INPUT (80 Marks)**

**Infrastructure Information –**

Sr. No	Criteria	Marks Allotted	Observation	Marks obtained
<b>Class rooms</b>				
1.	Adequate well-furnished class rooms as per University/Apex body norms <ul style="list-style-type: none"> <li>• Required No.: 03</li> <li>• Available No.: 03</li> </ul> Adequate – 10 Marks Less than Adequate- 05 Marks Not Adequate – 0 Marks	10	Yes	10
2.	Number of classrooms with ICT Facilities Above 50% facilities-10 Marks More than 25% facilities-05 Marks More than 10 % - 02 Marks	10	Yes	07
<b>Laboratories</b>				
1.	No. and Size of Laboratories as per University Norms/Apex body <ul style="list-style-type: none"> <li>• Required No: 16</li> <li>• Available No: 16</li> </ul> Adequate- 10 Marks Less than Adequate- 05 Marks Not Adequate – 00 Marks	10	Yes	10
2.	Laboratory equipment available as per University /Apex body norms Adequate- 05 Marks Less than Adequate- 03 Marks Not Adequate-00 Marks	5	Yes	05
3.	Computers available as per University/Apex body Norms. Adequate- 05 Marks Less than Adequate- 03 Marks Not Adequate-00 Marks	5	Yes	05
<b>Library</b>				
1.	Books in the library (1:5 Students : Books) A) Reference Text Books – 3 Marks B) Periodicals -1 Marks C) News papers -1 Marks)	5	Yes	05
2.	Journals i. International (Two each):2 Marks ii. National : (Two each): 2 Marks iii. E journals (Two each): 1 Mark	5	Yes	05

**REPORT OF THE ACADEMIC AUDIT COMMITTEE  
ACADEMIC AUDIT OF YEAR: 2018-19**

3.	Digital Library Facilities: (E Journals /CD's/ DVD's/ Infinite/ Delnet etc. ) • Adequate – 5 Marks • Sufficient- 3 Marks • Insufficient – 00 Marks	5	yes	04
5.	Library is automated Fully automated – 05 Marks Partially automated – 03 Marks	5	yes	03
6.	Reading Room A) Student - 04 Marks B) Faculty – 02 Marks	6	yes	04
<b>Faculty</b>				
1.	No. of required Teaching Faculty – A. 100% Appointment- 14 Marks B. 76% to 99% Appointment-10 Marks C. 51% to 75% Appointment- 8 Marks D. Below 50% Appointment- 00 Marks	14	yes	10

**REPORT OF THE ACADEMIC AUDIT COMMITTEE**  
**ACADEMIC AUDIT OF YEAR: 2018-19**

**B: PROCESS (200 MARKS)**

**Teaching-Learning and Evaluation –**

Sr. No	Criteria	Mark Allotted	Observation	Marks obtained
1.	The institution assesses the learning levels of the students, after admission and organizes special programs for advanced learners and slow learners Advanced Learners Program :05 Marks Slow Learners Program : 05Marks	10	yes	06
2.	Student centric methods, such as experiential learning, participative learning and problem solving methodologies etc. are used for enhancing learning experiences.	30	yes	24
3.	Percentage of teachers using ICT for effective teaching with Learning Management Systems (LMS), E-learning resources etc. 96 % to 100% Teachers - 20 Marks 76 % to 95 % Teachers - 15 Marks 51% to 75 % Teachers - 10 Marks 26 % to 50 % Teachers - 05Marks 25 % & Less Teachers - 02 Marks	20	yes	18
4.	Ratio of mentor to students for academic and stress related issues (Total Teacher : Total Students) (Mentor : Mentee) Mentor: Mentee Ratio (1:50) - 05 Marks Mentor: Mentee Ratio (1:75) - 03Marks Mentor: Mentee Ratio (1:100 & Above) - 02 Marks	5	yes	05
5.	The Institution ensures effective curriculum delivery through a well planned and documented process • Teaching Plan – 02 Marks • Departmental meeting record for distribution of workload, timetable etc.- 01 Mark • Feedback- 02 Marks	5	yes	05
6.	Number of functional MoUs with institutions, industries etc. 05 MOU's-10 Marks	10	yes	06
7.	Number of linkages for faculty exchange, student exchange, internship, field trip, on-the-job training, research, etc during the year (2 Mark for each activity) (Maximum 10 Marks)	10	yes	06
8.	Percentage of students undertaking field projects / internships • 76% to 100% - 10 Marks • 51% to 75% - 05Marks • 1% to 50% - 03 Marks	10	yes	10
9.	Organization & Participation Technical Quiz / Seminar / Paper presentation /Project competition / Cultural events during this year. (Per Event 2 Mark) (Maximum 10 Marks)	10	yes	08

**REPORT OF THE ACADEMIC AUDIT COMMITTEE**  
**ACADEMIC AUDIT OF YEAR: 2018-19**

10.	Number of extension and outreach programs conducted in collaboration with industry, community and Non - Government Organizations through NSS/NCC/Red cross/YRC etc., during the year (Number of extension and outreach programs conducted) (2 Mark per activity)(Maximum 10 Marks)	10	yes	10
11.	Percentage of students participating in extension activities with Government Organizations, Non-Government Organizations and programs such as Swachh Bharat, Aids Awareness, Gender Issue, etc. during the year • 1% to 25% - 04 Marks • 26 % to 50% - 10Marks • 51 to 75% - 12 Marks • 76% to 100% - 15 Marks	15	yes	15
12.	Use of Learning Management System	5	yes	01
13.	Contribution in Lead College Scheme 1. By college as Participant - 05 Marks 2. By College as Conducting authority - 03 Marks	5	yes	04
14.	Participation of University sponsored schemes at college level	5	yes	03

**Research -**

Sr. No	Criteria	Mark allotted	Observation	Marks obtained
1.	Organizing workshops / seminars	10	yes	06
2.	Leave and other incentives provided to teachers for research	5	yes	03
3.	Workshops / seminars organized during this year for inculcating research habits amongst students	10	yes	07
4.	Research competitions, quiz etc. organized for students during this years	5	yes	02
5.	Participation of students in research events like Avishkar etc.	10	yes	10
6.	Financial assistants provided to students for research activities from the institution.	5	yes	03
7.	Participation in SUK sponsor research Scheme	5	yes	05



**REPORT OF THE ACADEMIC AUDIT COMMITTEE**  
**ACADEMIC AUDIT OF YEAR: 2018-19**

**C: OUTPUT (120 MARKS)**

Sr. No..	Criteria	Mark allotted	Observation	Marks obtained
1.	Average result of final year of last year. <ul style="list-style-type: none"> <li>• 91% to 100% Result - 10 Marks</li> <li>• 81% to 90 % Result-08 Marks</li> <li>• 71% to 80% Result-06 Marks</li> <li>• 61% to 70% Result- 04 Marks</li> <li>• 60% &amp; Below Result- 02 marks</li> </ul>	10	Yes	10
2.	No. of students passed in first class and above in final year(last year) <ul style="list-style-type: none"> <li>- 71% to 100 %- 10 Marks</li> <li>- 51% to 70% - 07Marks</li> <li>- 26% to -50% - 05 Marks</li> <li>- 25% &amp; Below - 02 Marks</li> </ul>	10	Yes	10
3.	No. of students in University merit list in final year (last year)	10	Yes	04
4.	Percentage of students qualifying in state/ national/ international level examinations during the year (e.g.: GATE/GPAT/ GMAT/ CAT/ GRE/TOEFL/Civil Services/State government examinations)	15	Yes	08
5.	Percentage of placement of outgoing students during the last year <ul style="list-style-type: none"> <li>• 31 % To 100% - 05 Marks</li> <li>• 21 to 30% - 03 Marks</li> <li>• 11 to 20 % - 02 Marks</li> <li>• 1 to 10% - 01 Marks</li> </ul>	5	Yes	05
6.	Number of research papers published in the Journals during this year Per Paper 2 Mark.	20	Yes	18
7.	Books and chapters in edited volumes / books published, and papers in national / international conference-proceedings during this year.	10	Yes	06
8.	No. of papers presented in symposium / workshop / conference / seminar in this year.	20	Yes	16
9.	No. of Faculties contributed as resource persons at QIP/symposium /workshop / conference / seminar in this year.	10	Yes	05
10	Number of awards and recognition received by faculty from Government /recognized bodies during this year	10	Yes	07

**REPORT OF THE ACADEMIC AUDIT COMMITTEE  
ACADEMIC AUDIT OF YEAR: 2018-19**

**Guidelines for Grade:**

81% and Above = A+

71% to 80 % = A

61% to 70 % = B

51% to 60 % = C

50 % & Below = D

**Total Marks Obtained: (Out of 400):** 314

**Grade Obtained:** A.

78.5%



Mr. P. S. Patil 09/05/19  
Name and Sign & Date

**Academic Auditor**



Mr. A. B. Ghotane 9/5/19  
Name and Sign & Date



**Academic Auditor**

**REPORT OF THE ACADEMIC AUDIT COMMITTEE  
ACADEMIC AUDIT OF YEAR: 2019-20**

1. **Name of the College:** Tatyasaheb Kore College of Pharmacy Warananagar  
**Address:** At & Post: Warananagar, Taluka: Panhala, Dist: Kolhapur. M. S. 416113  
 .....  
**Year of Establishment:** 2004  
**Telephone: STD Code :** 02328 ..... **No. :** 223501  
**E Mail ID:** tkcp.pc@unishivaji.ac.in  
**Web Site :** www.tkcpwarana.ac.in  
**Type of Institute / College:** Women's/Co-Education  
**Location:** Urban/Rural/Hill Area/Semi-Urban  
**Status of University affiliation:** Permanent/One Year/Two Year/Three Year  
**UGC 2f Approval:** .....  
**12b Approval:** .....  
**NAAC Accreditation Year & Grade:** .....  
**NBA Accreditation Year & Grade:** .....  
**NIRF Year and Ranking:** .2017 and 2018 (51-75)

2. **Name of Trust / Society:** SHREE WARANA VIBHAG SHIKSHAN MANDAL  
**Address:** At & Post: Warananagar, Taluka: Panhala, Dist: Kolhapur. M. S. 416113  
 .....  
**Year of establishment:** 1964  
**Telephone: STD Code:** 02328 ..... **No. :** 224030 ...  
**E Mail:** aoswvsm@gmail.com  
**Web Site :** www.tkcpwarana.ac.in

3. **Name of Academic Auditors:**

Sr. No.	Name & affiliation	Signature
1.	Mrs. S.B. Sutar Ashokrao Mane college of pharmacy, Pethvadgaon	
2.	Mr. V.R. Dhole Ashokrao Mane college of pharmacy, Pethvadgaon	

**REPORT OF THE ACADEMIC AUDIT COMMITTEE**  
**ACADEMIC AUDIT OF YEAR: 2019-20**

**Basic Information:**

**1. Details of programs offered by the college (Give data for current academic year)**

Sr. No.	Program Level	Name of the Program/ Course	Duration	Entry Qualification	Medium of instruction	Sanctioned/ approved Student strength	No. of students admitted
1	Under-Graduate	B. Pharm	48 Month	XII Science	English	60	69
2	Post-Graduate	M. Pharm	24 Months	B. Pharm	English	30	26
3	Ph.D.	Ph.D.	36 Months	M. Pharm	English	10	01

**2. Furnish the number of the students admitted to the college during this academic year.**

Categories	UG		PG	
	M	F	M	F
SC	00	00	01	04
ST	01	01	00	00
VTA	02	00	00	00
NTB	00	01	00	00
NTC	03	01	01	02
NTD	00	00	01	00
OBC	06	07	01	04
SEBC	09	04	01	01
EWS	02	00	00	01
General/Open	08	06	02	07

**REPORT OF THE ACADEMIC AUDIT COMMITTEE**  
**ACADEMIC AUDIT OF YEAR: 2019-20**

**3. Details on students enrollment in the college during the current academic year:**

Type of students	UG	PG	Ph.D.	Total
Students from the same state where the college is located	51	26	01	78
Students from other states of India	00	00	00	00
NRI students	00	00	00	00
Foreign students	00	00	00	00
Total	51	26	01	78

**4. Course wise Faculty Information**

Sr. No.	Name of Faculty Member	Designation	Qualification	Subject	Date of First Appointment	University Approval Letter No. & Date

(Note: Attach separate Sheet)

**REPORT OF THE ACADEMIC AUDIT COMMITTEE**  
**ACADEMIC AUDIT OF YEAR: 2019-20**

**A: INPUT (80 Marks)**

**Infrastructure Information –**

Sr. No	Criteria	Marks Allotted	Observation	Marks obtained
<b>Class rooms</b>				
1.	Adequate well-furnished class rooms as per University/Apex body norms <ul style="list-style-type: none"> <li>• Required No.: 03</li> <li>• Available No.: 03</li> </ul> Adequate – 10 Marks Less than Adequate- 05 Marks Not Adequate – 0 Marks	10	yes	10
2.	Number of classrooms with ICT Facilities Above 50% facilities-10 Marks More than 25% facilities-05 Marks More than 10% - 02 Marks	10	yes	08
<b>Laboratories</b>				
1.	No. and Size of Laboratories as per University Norms/Apex body <ul style="list-style-type: none"> <li>• Required No: --16--</li> <li>• Available No: --16</li> </ul> Adequate- 10 Marks Less than Adequate- 05 Marks Not Adequate – 00 Marks	10	yes	10
2.	Laboratory equipment available as per University /Apex body norms Adequate- 05 Marks Less than Adequate- 03 Marks Not Adequate-00 Marks	5	yes	05
3.	Computers available as per University/Apex body Norms. Adequate- 05 Marks Less than Adequate- 03 Marks Not Adequate-00 Marks	5	yes	05
<b>Library</b>				
1.	Books in the library (1:5 Students : Books) A) Reference Text Books – 3 Marks B) Periodicals -1 Marks C) News papers -1 Marks)	5	yes	05
2.	Journals i. International (Two each):2 Marks ii. National : (Two each): 2 Marks iii. E journals (Two each): 1 Mark	5	yes	05

**REPORT OF THE ACADEMIC AUDIT COMMITTEE**  
**ACADEMIC AUDIT OF YEAR: 2019-20**

3.	Digital Library Facilities: (E Journals /CD's/ DVD's/ Infinite/ Delnet etc. ) <ul style="list-style-type: none"> <li>• Adequate – 5 Marks</li> <li>• Sufficient- 3 Marks</li> <li>• Insufficient – 00 Marks</li> </ul>	5	yes	04
5.	Library is automated Fully automated – 05 Marks Partially automated – 03 Marks	5	yes	03
6.	Reading Room A) Student - 04 Marks B) Faculty – 02 Marks	6	yes	06
<b>Faculty</b>				
1.	No. of required Teaching Faculty – A. 100% Appointment- 14 Marks B. 76% to 99% Appointment-10 Marks C. 51% to 75% Appointment- 8 Marks D. Below 50% Appointment- 00 Marks	14	yes	10

**REPORT OF THE ACADEMIC AUDIT COMMITTEE  
ACADEMIC AUDIT OF YEAR: 2019-20**

**B: PROCESS (200 MARKS)**

**Teaching-Learning and Evaluation –**

Sr. No	Criteria	Mark Allotted	Observation	Marks obtained
1.	The institution assesses the learning levels of the students, after admission and organizes special programs for advanced learners and slow learners Advanced Learners Program :05 Marks Slow Learners Program : 05Marks	10	Yes	08
2.	Student centric methods, such as experiential learning, participative learning and problem solving methodologies etc. are used for enhancing learning experiences.	30	Yes	24
3.	Percentage of teachers using ICT for effective teaching with Learning Management Systems (LMS), E-learning resources etc. 96 % to 100% Teachers - 20 Marks 76 % to 95 % Teachers - 15 Marks 51% to 75 % Teachers - 10 Marks 26 % to 50 % Teachers - 05Marks 25 % & Less Teachers - 02 Marks	20	Yes	15
4.	Ratio of mentor to students for academic and stress related issues (Total Teacher : Total Students) (Mentor : Mentee) Mentor: Mentee Ratio (1:50) - 05 Marks Mentor: Mentee Ratio (1:75) - 03Marks Mentor: Mentee Ratio (1:100 & Above) - 02 Marks	5	Yes	05
5.	The Institution ensures effective curriculum delivery through a well planned and documented process • Teaching Plan – 02 Marks • Departmental meeting record for distribution of workload, timetable etc.- 01 Mark • Feedback- 02 Marks	5	Yes	05
6.	Number of functional MoUs with institutions, industries etc. 05 MOU's-10 Marks	10	Yes	07
7.	Number of linkages for faculty exchange, student exchange, internship, field trip, on-the-job training, research, etc during the year (2 Mark for each activity) (Maximum 10 Marks)	10	Yes	08
8.	Percentage of students undertaking field projects / internships • 76% to 100% - 10 Marks • 51% to 75% - 05Marks • 1% to 50% - 03 Marks	10	Yes	10
9.	Organization & Participation Technical Quiz / Seminar / Paper presentation /Project competition / Cultural events during this year. (Per Event 2 Mark) (Maximum 10 Marks)	10	Yes	08



**REPORT OF THE ACADEMIC AUDIT COMMITTEE**  
**ACADEMIC AUDIT OF YEAR: 2019-20**

10.	Number of extension and outreach programs conducted in collaboration with industry, community and Non - Government Organizations through NSS/NCC/Red cross/YRC etc., during the year (Number of extension and outreach programs conducted) (2 Mark per activity)(Maximum 10 Marks)	10	yes	07
11.	Percentage of students participating in extension activities with Government Organizations, Non-Government Organizations and programs such as Swachh Bharat, Aids Awareness, Gender Issue, etc. during the year <ul style="list-style-type: none"> <li>• 1% to 25% - 04 Marks</li> <li>• 26 % to 50% - 10Marks</li> <li>• 51 to 75% - 12 Marks</li> <li>• 76% to 100% - 15 Marks</li> </ul>	15	yes	12
12.	Use of Learning Management System	5	yes	05
13.	Contribution in Lead College Scheme 1. By college as Participant - 05 Marks 2. By College as Conducting authority - 03 Marks	5	yes	05
14.	Participation of University sponsored schemes at college level	5	yes	05

**Research -**

Sr. No	Criteria	Mark allotted	Observation	Marks obtained
1.	Organizing workshops / seminars	10	yes	06
2.	Leave and other incentives provided to teachers for research	5	yes	03
3.	Workshops / seminars organized during this year for inculcating research habits amongst students	10	yes	04
4.	Research competitions, quiz etc. organized for students during this years	5	yes	02
5.	Participation of students in research events like Avishkar etc.	10	yes	07
6.	Financial assistants provided to students for research activities from the institution.	5	yes	02
7.	Participation in SUK sponsor research Scheme	5	yes.	03

**REPORT OF THE ACADEMIC AUDIT COMMITTEE**  
**ACADEMIC AUDIT OF YEAR: 2019-20**

**C: OUTPUT (120 MARKS)**

Sr. No..	Criteria	Mark allotted	Observation	Marks obtained
1.	Average result of final year of last year. <ul style="list-style-type: none"> <li>• 91% to 100% Result - 10 Marks</li> <li>• 81% to 90 % Result-08 Marks</li> <li>• 71% to 80% Result-06 Marks</li> <li>• 61% to 70% Result- 04 Marks</li> <li>• 60% &amp; Below Result- 02 marks</li> </ul>	10	yes	10
2.	No. of students passed in first class and above in final year (last year) <ul style="list-style-type: none"> <li>- 71% to 100 %- 10 Marks</li> <li>- 51% to 70% - 07 Marks</li> <li>- 26% to -50% - 05 Marks</li> <li>- 25% &amp; Below - 02 Marks</li> </ul>	10	yes	10
3.	No. of students in University merit list in final year (last year)	10	yes	02
4.	Percentage of students qualifying in state/ national/ international level examinations during the year (e.g.: GATE/GPAT/ GMAT/ CAT/ GRE/TOEFL/Civil Services/State government examinations)	15	yes	10
5.	Percentage of placement of outgoing students during the last year <ul style="list-style-type: none"> <li>• 31 % To 100% - 05 Marks</li> <li>• 21 to 30% - 03 Marks</li> <li>• 11 to 20 % - 02 Marks</li> <li>• 1 to 10% - 01 Marks</li> </ul>	5	yes	05
6.	Number of research papers published in the Journals during this year Per Paper 2 Mark.	20	yes	20
7.	Books and chapters in edited volumes / books published, and papers in national / international conference-proceedings during this year.	10	No,	00
8.	No. of papers presented in symposium / workshop / conference / seminar in this year.	20	yes	10
9.	No. of Faculties contributed as resource persons at QIP/symposium /workshop / conference / seminar in this year.	10	yes	05
10	Number of awards and recognition received by faculty from Government /recognized bodies during this year	10	yes	05

**REPORT OF THE ACADEMIC AUDIT COMMITTEE  
ACADEMIC AUDIT OF YEAR: 2019-20**

**Guidelines for Grade:**

81% and Above = A+

71% to 80 % = A


61% to 70 % = B

51% to 60 % = C

50 % & Below = D

**Total Marks Obtained: (Out of 400):** 299/400, 74.75%

**Grade Obtained:** "A"

  
Mrs. S. B. Sutar  
Name and Sign & Date 26<sup>th</sup> Oct 2020

**Academic Auditor**

  
Mr. V. R. Dhole  
Name and Sign & Date 26<sup>th</sup> October 2020



**Academic Auditor**

**REPORT OF THE ACADEMIC AUDIT COMMITTEE**  
**ACADEMIC AUDIT OF YEAR: 2020-21**

1. **Name of the College:** Tatyasaheb Kore College of Pharmacy Warananagar  
**Address:** At & Post: Warananagar, Taluka: Panhala, Dist: Kolhapur. M. S. 416113  
.....  
**Year of Establishment:** 2004  
**Telephone:** STD Code : 02328 No. : 223501  
**E Mail ID:** tkcp.pc@unishivaji.ac.in  
**Web Site :** www.tkcpwarana.ac.in  
**Type of Institute / College:** Women's/Co-Education  
**Location:** Urban/Rural/Hill Area/Semi -Urban  
**Status of University affiliation:** Permanent/One Year/Two Year/Three Year  
**UGC 2f Approval:** -----  
**12b Approval:** -----  
**NAAC Accreditation Year & Grade:** .....  
**NBA Accreditation Year & Grade:** .....  
**NIRF Year and Ranking:** .2017 and 2018 (51-75)

2. **Name of Trust / Society:** SHREE WARANA VIBHAG SHIKSHAN MANDAL  
**Address:** At & Post: Warananagar, Taluka: Panhala, Dist: Kolhapur. M. S. 416113  
.....  
**Year of establishment:** 1964  
**Telephone:** STD Code: ... 02328 No. : ... 224030 ...  
**E Mail:** aoswvsm@gmail.com  
**Web Site :** www.tkcpwarana.ac.in

3. **Name of Academic Auditors:**

Sr. No.	Name & affiliation	Signature
1.	Mr. P. B. Pahl Ashokrao Mane College of Pharmacy, Peth-Vadgaon	
2.	Mrs. P. N. Chougule Ashokrao Mane College of Pharmacy, Peth-Vadgaon	

**REPORT OF THE ACADEMIC AUDIT COMMITTEE**  
**ACADEMIC AUDIT OF YEAR: 2020-21**

**Basic Information:**

**1. Details of programs offered by the college (Give data for current academic year)**

Sr. No.	Program Level	Name of the Program/ Course	Duration	Entry Qualification	Medium of instruction	Sanctioned/ approved Student strength	No. of students admitted
1	Under-Graduate	B. Pharm	48 Month	XII Science	English	60	65
2	Post-Graduate	M. Pharm	24 Months	B. Pharm	English	30	28
3	Ph.D.	Ph.D.	36 Months	M. Pharm	English	10	00

**2. Furnish the number of the students admitted to the college during this academic year.**

Categories	UG		PG	
	M	F	M	F
SC	01	04	04	00
ST	01	00	00	00
VTA	00	00	00	00
NTB	02	00	01	00
NTC	01	01	00	02
NTD	00	00	00	00
OBC	10	06	03	03
SEBC	00	00	00	00
EWS	00	03	01	01
General/Open	15	19	04	09
TFWS	00	02	00	00

**REPORT OF THE ACADEMIC AUDIT COMMITTEE**  
**ACADEMIC AUDIT OF YEAR: 2020-21**

**3. Details on students enrollment in the college during the current academic year:**

Type of students	UG	PG	Ph.D.	Total
Students from the same state where the college is located	65	28	00	93
Students from other states of India	00	00	00	00
NRI students	00	00	00	00
Foreign students	00	00	00	00
Total	65	28	00	93

**4. Course wise Faculty Information**

Sr. No.	Name of Faculty Member	Designation	Qualification	Subject	Date of First Appointment	University Approval Letter No. & Date

(Note: Attach separate Sheet)

**REPORT OF THE ACADEMIC AUDIT COMMITTEE**  
**ACADEMIC AUDIT OF YEAR: 2020-21**

**A: INPUT (80 Marks)**

**Infrastructure Information –**

Sr. No	Criteria	Marks Allotted	Observation	Marks obtained
<b>Class rooms</b>				
1.	Adequate well-furnished class rooms as per University/Apex body norms <ul style="list-style-type: none"> <li>• Required No.: <u>03</u></li> <li>• Available No.: <u>03</u></li> </ul> Adequate – 10 Marks Less than Adequate- 05 Marks Not Adequate – 0 Marks	10	Yes	10
2.	Number of classrooms with ICT Facilities Above 50% facilities-10 Marks More than 25% facilities-05 Marks More than 10 % - 02 Marks	10	Yes	05
<b>Laboratories</b>				
1.	No. and Size of Laboratories as per University Norms/Apex body <ul style="list-style-type: none"> <li>• Required No.: <u>16</u></li> <li>• Available No.: <u>16</u></li> </ul> Adequate- 10 Marks Less than Adequate- 05 Marks Not Adequate – 00 Marks	10	Yes	10
2.	Laboratory equipment available as per University /Apex body norms Adequate- 05 Marks Less than Adequate- 03 Marks Not Adequate-00 Marks	5	Yes	05
3.	Computers available as per University/Apex body Norms. Adequate- 05 Marks Less than Adequate- 03 Marks Not Adequate-00 Marks	5	Yes	05
<b>Library</b>				
1.	Books in the library (1:5 Students : Books) A) Reference Text Books – 3 Marks B) Periodicals -1 Marks C) News papers -1 Marks)	5	Yes	05
2.	Journals i. International (Two each):2 Marks ii. National : (Two each): 2 Marks iii. E journals (Two each): 1 Mark	5	Yes	05

**REPORT OF THE ACADEMIC AUDIT COMMITTEE  
ACADEMIC AUDIT OF YEAR: 2020-21**

3.	Digital Library Facilities: (E Journals /CD's/ DVD's/ Infinite/ Delnet etc. ) • Adequate – 5 Marks • Sufficient- 3 Marks • Insufficient – 00 Marks	5	yes	05
5.	Library is automated Fully automated – 05 Marks Partially automated – 03 Marks	5	yes	03
6.	Reading Room A) Student - 04 Marks B) Faculty – 02 Marks	6	yes	06
<b>Faculty</b>				
1.	No. of required Teaching Faculty – A. 100% Appointment- 14 Marks B. 76% to 99% Appointment-10 Marks C. 51% to 75% Appointment- 8 Marks D. Below 50% Appointment- 00 Marks	14	yes	10



**REPORT OF THE ACADEMIC AUDIT COMMITTEE  
ACADEMIC AUDIT OF YEAR: 2020-21**

**B: PROCESS (200 MARKS)**

**Teaching-Learning and Evaluation –**

Sr. No	Criteria	Mark Allotted	Observation	Marks obtained
1.	The institution assesses the learning levels of the students, after admission and organizes special programs for advanced learners and slow learners Advanced Learners Program :05 Marks Slow Learners Program : 05Marks	10	Yes	05
2.	Student centric methods, such as experiential learning, participative learning and problem solving methodologies etc. are used for enhancing learning experiences.	30	yes	24
3.	Percentage of teachers using ICT for effective teaching with Learning Management Systems (LMS), E-learning resources etc. 96 % to 100% Teachers - 20 Marks 76 % to 95 % Teachers - 15 Marks 51% to 75 % Teachers - 10 Marks 26 % to 50 % Teachers - 05Marks 25 % & Less Teachers - 02 Marks	20	Yes	15
4.	Ratio of mentor to students for academic and stress related issues (Total Teacher : Total Students) (Mentor : Mentee) Mentor: Mentee Ratio (1:50) - 05 Marks Mentor: Mentee Ratio (1:75) - 03Marks Mentor: Mentee Ratio (1:100 & Above) - 02 Marks	5	Yes	05
5.	The Institution ensures effective curriculum delivery through a well planned and documented process • Teaching Plan – 02 Marks • Departmental meeting record for distribution of workload, timetable etc.- 01 Mark • Feedback- 02 Marks	5	Yes	05
6.	Number of functional MoUs with institutions, industries etc. 05 MOU's-10 Marks	10	Yes	07
7.	Number of linkages for faculty exchange, student exchange, internship, field trip, on-the-job training, research, etc during the year (2 Mark for each activity) (Maximum 10 Marks)	10	Yes	08
8.	Percentage of students undertaking field projects / internships • 76% to 100% - 10 Marks • 51% to 75% - 05Marks • 1% to 50% - 03 Marks	10	Yes	10
9.	Organization & Participation Technical Quiz / Seminar / Paper presentation /Project competition / Cultural events during this year. (Per Event 2 Mark) (Maximum 10 Marks)	10	Yes	06

**REPORT OF THE ACADEMIC AUDIT COMMITTEE  
ACADEMIC AUDIT OF YEAR: 2020-21**

10.	Number of extension and outreach programs conducted in collaboration with industry, community and Non - Government Organizations through NSS/NCC/Red cross/YRC etc., during the year (Number of extension and outreach programs conducted) (2 Mark per activity)(Maximum 10 Marks)	10	Yes	08
11.	Percentage of students participating in extension activities with Government Organizations, Non-Government Organizations and programs such as Swachh Bharat, Aids Awareness, Gender Issue, etc. during the year • 1% to 25% - 04 Marks • 26 % to 50% - 10Marks • 51 to 75% - 12 Marks • 76% to 100% - 15 Marks	15	Yes	12
12.	Use of Learning Management System	5	Yes	05
13.	Contribution in Lead College Scheme 1. By college as Participant - 05 Marks 2. By College as Conducting authority - 03 Marks	5	Yes	05
14.	Participation of University sponsored schemes at college level	5	Yes	05

**Research -**

Sr. No	Criteria	Mark allotted	Observation	Marks obtained
1.	Organizing workshops / seminars	10	Yes	08
2.	Leave and other incentives provided to teachers for research	5	Yes	05
3.	Workshops / seminars organized during this year for inculcating research habits amongst students	10	Yes	07
4.	Research competitions, quiz etc. organized for students during this years	5	No <del>Yes</del>	00
5.	Participation of students in research events like Avishkar etc.	10	Yes	08
6.	Financial assistants provided to students for research activities from the institution.	5	Yes	02
7.	Participation in SUK sponsor research Scheme	5	Yes	03

**REPORT OF THE ACADEMIC AUDIT COMMITTEE  
ACADEMIC AUDIT OF YEAR: 2020-21**

**C: OUTPUT (120 MARKS)**

Sr. No..	Criteria	Mark allotted	Observation	Marks obtained
1.	Average result of final year of last year. <ul style="list-style-type: none"> <li>• 91% to 100% Result - 10 Marks</li> <li>• 81% to 90 % Result-08 Marks</li> <li>• 71% to 80% Result-06 Marks</li> <li>• 61% to 70% Result- 04 Marks</li> <li>• 60% &amp; Below Result- 02 marks</li> </ul>	10	Yes	10
2.	No. of students passed in first class and above in final year (last year) <ul style="list-style-type: none"> <li>- 71% to 100 %- 10 Marks</li> <li>- 51% to 70% - 07 Marks</li> <li>- 26% to -50% - 05 Marks</li> <li>- 25% &amp; Below - 02 Marks</li> </ul>	10	Yes	10
3.	No. of students in University merit list in final year (last year)	10	Yes	02
4.	Percentage of students qualifying in state/ national/ international level examinations during the year (e.g.: GATE/GPAT/ GMAT/ CAT/ GRE/TOEFL/Civil Services/State government examinations)	15	Yes	07
5.	Percentage of placement of outgoing students during the last year <ul style="list-style-type: none"> <li>• 31 % To 100% - 05 Marks</li> <li>• 21 to 30% - 03 Marks</li> <li>• 11 to 20 % - 02 Marks</li> <li>• 1 to 10% - 01 Marks</li> </ul>	5	Yes	05
6.	Number of research papers published in the Journals during this year Per Paper 2 Mark.	20	Yes	20
7.	Books and chapters in edited volumes / books published, and papers in national / international conference-proceedings during this year.	10	Yes	04
8.	No. of papers presented in symposium / workshop / conference / seminar in this year.	20	Yes	12
9.	No. of Faculties contributed as resource persons at QIP/symposium /workshop / conference / seminar in this year.	10	Yes	04
10	Number of awards and recognition received by faculty from Government /recognized bodies during this year	10	Yes	04

**REPORT OF THE ACADEMIC AUDIT COMMITTEE  
ACADEMIC AUDIT OF YEAR: 2020-21**

**Guidelines for Grade:**

81% and Above = A+

71% to 80 % = A

61% to 70 % = B

51% to 60 % = C

50 % & Below = D

Total Marks Obtained: (Out of 400): 300/400. 75%

Grade Obtained: A

  
Mr. P. B. Pabli 15<sup>th</sup> July 21  
Name and Sign & Date

Academic Auditor

  
Mrs. P. N. Chougale 15<sup>th</sup> July 2021  
Name and Sign & Date



Academic Auditor

**REPORT OF THE ACADEMIC AUDIT COMMITTEE**  
**ACADEMIC AUDIT OF YEAR: 2021-22**

1. **Name of the College:** Tatyasaheb Kore College of Pharmacy Warananagar  
**Address:** At & Post: Warananagar, Taluka: Panhala, Dist: Kolhapur. M. S. 416113  
.....  
**Year of Establishment:** 2004  
**Telephone: STD Code:** 02328 **No.:** 223501  
**E Mail ID:** tkcp.pc@unishivaji.ac.in  
**Web Site:** www.tkcpwarana.ac.in  
**Type of Institute / College:** Women's/Co-Education  
**Location:** Urban/Rural/Hill Area/Semi-Urban  
**Status of University affiliation:** Permanent/One Year/Two Year/Three Year  
**UGC 2f Approval:** ----  
**12b Approval:** ----  
**NAAC Accreditation Year & Grade:** .....  
**NBA Accreditation Year & Grade:** .....  
**NIRF Year and Ranking:** .2017, 2018 (51-75); 2021 (75-100)

2. **Name of Trust / Society:** SHREE WARANA VIBHAG SHIKSHAN MANDAL  
**Address:** At & Post: Warananagar, Taluka: Panhala, Dist: Kolhapur. M. S. 416113  
.....  
**Year of establishment:** 1964  
**Telephone: STD Code:** 02328 **No.:** 224030 ...  
**E Mail:** aoswvsm@gmail.com  
**Web Site:** www.tkcpwarana.ac.in

3. **Name of Academic Auditors:**

Sr. No.	Name & affiliation	Signature
1.	Dr. S. V. Patil Ashokrao Mane College of Pharmacy, Pethvadgaon	
2.	Dr. B. V. Udugade Ashokrao Mane College of Pharmacy, Pethvadgaon	

**REPORT OF THE ACADEMIC AUDIT COMMITTEE  
ACADEMIC AUDIT OF YEAR: 2021-22**

**Basic Information:**

**1. Details of programs offered by the college (Give data for current academic year)**

Sr. No.	Program Level	Name of the Program/ Course	Duration	Entry Qualification	Medium of instruction	Sanctioned/ approved Student strength	No. of students admitted
1	Under-Graduate	B. Pharm	48 Month	XII Science	English	60	69
2	Post-Graduate	M. Pharm	24 Months	B. Pharm	English	30	26
3	Ph.D.	Ph.D.	36 Months	M. Pharm	English	10	00

**2. Furnish the number of the students admitted to the college during this academic year.**

Categories	UG		PG	
	M	F	M	F
SC	02	03	03	01
ST	00	02	00	00
VTA	01	00	00	00
NTB	00	01	00	01
NTC	03	01	00	00
NTD	01	00	00	00
OBC	03	08	03	01
SEBC	00	00	00	00
EWS	00	06	01	01
General/Open	16	18	09	06
TFWS	00	03	00	00
OMS	01	00	00	00

**REPORT OF THE ACADEMIC AUDIT COMMITTEE**  
**ACADEMIC AUDIT OF YEAR: 2021-22**

**3. Details on students enrollment in the college during the current academic year:**

Type of students	UG	PG	Ph.D.	Total
Students from the same state where the college is located	68	26	00	94
Students from other states of India	01	00	00	01
NRI students	00	00	00	00
Foreign students	00	00	00	00
Total	69	26	00	95

**4. Course wise Faculty Information**

Sr. No.	Name of Faculty Member	Designation	Qualification	Subject	Date of First Appointment	University Approval Letter No. & Date

(Note: Attach separate Sheet)

**REPORT OF THE ACADEMIC AUDIT COMMITTEE**  
**ACADEMIC AUDIT OF YEAR: 2021-22**

**A: INPUT (80 Marks)**

**Infrastructure Information –**

Sr. No	Criteria	Marks Allotted	Observation	Marks obtained
<b>Class rooms</b>				
1.	Adequate well-furnished class rooms as per University/Apex body norms <ul style="list-style-type: none"> <li>• Required No.: <del>3</del></li> <li>• Available No.: <del>3</del></li> </ul> Adequate – 10 Marks Less than Adequate- 05 Marks Not Adequate – 0 Marks	10	Yes	10
2.	Number of classrooms with ICT Facilities Above 50% facilities-10 Marks More than 25% facilities-05 Marks More than 10 % - 02 Marks	10	Yes (No Smart Boards)	05
<b>Laboratories</b>				
1.	No. and Size of Laboratories as per University Norms/Apex body <ul style="list-style-type: none"> <li>• Required No: <del>16</del></li> <li>• Available No: <del>16</del></li> </ul> Adequate- 10 Marks Less than Adequate- 05 Marks Not Adequate – 00 Marks	10	Yes	10
2.	Laboratory equipment available as per University /Apex body norms Adequate- 05 Marks Less than Adequate- 03 Marks Not Adequate-00 Marks	5	Yes	05
3.	Computers available as per University/Apex body Norms. Adequate- 05 Marks Less than Adequate- 03 Marks Not Adequate-00 Marks	5	Yes	05
<b>Library</b>				
1.	Books in the library (1:5 Students : Books) A) Reference Text Books – 3 Marks B) Periodicals -1 Marks C) News papers -1 Marks)	5	Yes	05
2.	Journals i. International (Two each):2 Marks ii. National : (Two each): 2 Marks iii. E journals (Two each): 1 Mark	5	Yes	05



**REPORT OF THE ACADEMIC AUDIT COMMITTEE  
ACADEMIC AUDIT OF YEAR: 2021-22**

3.	Digital Library Facilities: (E Journals /CD's/ DVD's/ Infinite/ Delnet etc. ) <ul style="list-style-type: none"> <li>• Adequate – 5 Marks</li> <li>• Sufficient- 3 Marks</li> <li>• Insufficient – 00 Marks</li> </ul>	5	<del>05</del> Yes	05
5.	Library is automated Fully automated – 05 Marks Partially automated – 03 Marks	5	Yes	03
6.	Reading Room A) Student - 04 Marks B) Faculty – 02 Marks	6	Yes	06
<b>Faculty</b>				
1.	No. of required Teaching Faculty – A. 100% Appointment- 14 Marks B. 76% to 99% Appointment-10 Marks C. 51% to 75% Appointment- 8 Marks D. Below 50% Appointment- 00 Marks	14	Yes	10

**REPORT OF THE ACADEMIC AUDIT COMMITTEE  
ACADEMIC AUDIT OF YEAR: 2021-22**

**B: PROCESS (200 MARKS)**

**Teaching-Learning and Evaluation –**

Sr. No	Criteria	Mark Allotted	Observation	Marks obtained
1.	The institution assesses the learning levels of the students, after admission and organizes special programs for advanced learners and slow learners Advanced Learners Program :05 Marks Slow Learners Program : 05Marks	10	Yes	05
2.	Student centric methods, such as experiential learning, participative learning and problem solving methodologies etc. are used for enhancing learning experiences.	30	Yes	28
3.	Percentage of teachers using ICT for effective teaching with Learning Management Systems (LMS), E-learning resources etc. 96 % to 100% Teachers - 20 Marks 76 % to 95 % Teachers - 15 Marks 51% to 75 % Teachers - 10 Marks 26 % to 50 % Teachers - 05Marks 25 % & Less Teachers - 02 Marks	20	Yes	18
4.	Ratio of mentor to students for academic and stress related issues (Total Teacher : Total Students) (Mentor : Mentee) Mentor: Mentee Ratio (1:50) - 05 Marks Mentor: Mentee Ratio (1:75) - 03Marks Mentor: Mentee Ratio (1:100 & Above) - 02 Marks	5	Yes	05
5.	The Institution ensures effective curriculum delivery through a well planned and documented process • Teaching Plan – 02 Marks • Departmental meeting record for distribution of workload, timetable etc.- 01 Mark • Feedback- 02 Marks	5	Yes	05
6.	Number of functional MoUs with institutions, industries etc. 05 MOU's-10 Marks	10	Yes	08
7.	Number of linkages for faculty exchange, student exchange, internship, field trip, on-the-job training, research, etc during the year (2 Mark for each activity) (Maximum 10 Marks)	10	Yes	08
8.	Percentage of students undertaking field projects / internships • 76% to 100% - 10 Marks • 51% to 75% - 05Marks • 1% to 50% - 03 Marks	10	Yes	10
9.	Organization & Participation Technical Quiz / Seminar / Paper presentation /Project competition / Cultural events during this year. (Per Event 2 Mark) (Maximum 10 Marks)	10	Yes	10

**REPORT OF THE ACADEMIC AUDIT COMMITTEE**  
**ACADEMIC AUDIT OF YEAR: 2021-22**

10.	Number of extension and outreach programs conducted in collaboration with industry, community and Non - Government Organizations through NSS/NCC/Red cross/YRC etc., during the year (Number of extension and outreach programs conducted) (2 Mark per activity)(Maximum 10 Marks)	10	Yes	10
11.	Percentage of students participating in extension activities with Government Organizations, Non-Government Organizations and programs such as Swachh Bharat, Aids Awareness, Gender Issue, etc. during the year <ul style="list-style-type: none"> <li>• 1% to 25% - 04 Marks</li> <li>• 26 % to 50% - 10Marks</li> <li>• 51 to 75% - 12 Marks</li> <li>• 76% to 100% - 15 Marks</li> </ul>	15	Yes	15
12.	Use of Learning Management System	5	Yes	05
13.	Contribution in Lead College Scheme 1. By college as Participant - 05 Marks 2. By College as Conducting authority - 03 Marks	5	Yes	05
14.	Participation of University sponsored schemes at college level	5	Yes	05

**Research -**

Sr. No	Criteria	Mark allotted	Observation	Marks obtained
1.	Organizing workshops / seminars	10	Yes	10
2.	Leave and other incentives provided to teachers for research	5	Yes	4
3.	Workshops / seminars organized during this year for inculcating research habits amongst students	10	Yes	08
4.	Research competitions, quiz etc. organized for students during this years	5	No	00
5.	Participation of students in research events like Avishkar etc.	10	Yes	08
6.	Financial assistants provided to students for research activities from the institution.	5	Yes	03
7.	Participation in SUK sponsor research Scheme	5	Yes	03

**REPORT OF THE ACADEMIC AUDIT COMMITTEE  
ACADEMIC AUDIT OF YEAR: 2021-22**

**C: OUTPUT (120 MARKS)**

Sr. No..	Criteria	Mark allotted	Observation	Marks obtained
1.	Average result of final year of last year. <ul style="list-style-type: none"> <li>• 91% to 100% Result - 10 Marks</li> <li>• 81% to 90 % Result-08 Marks</li> <li>• 71% to 80% Result-06 Marks</li> <li>• 61% to 70% Result- 04 Marks</li> <li>• 60% &amp; Below Result- 02 marks</li> </ul>	10	Yes	10
2.	No. of students passed in first class and above in final year (last year) <ul style="list-style-type: none"> <li>- 71% to 100 %- 10 Marks</li> <li>- 51% to 70% - 07 Marks</li> <li>- 26% to -50% - 05 Marks</li> <li>- 25% &amp; Below - 02 Marks</li> </ul>	10	Yes	10
3.	No. of students in University merit list in final year (last year)	10	Yes	02
4.	Percentage of students qualifying in state/ national/ international level examinations during the year (e.g.: GATE/GPAT/ GMAT/ CAT/ GRE/TOEFL/Civil Services/State government examinations)	15	Yes	10
5.	Percentage of placement of outgoing students during the last year <ul style="list-style-type: none"> <li>• 31 % To 100% - 05 Marks</li> <li>• 21 to 30% - 03 Marks</li> <li>• 11 to 20 % - 02 Marks</li> <li>• 1 to 10% - 01 Marks</li> </ul>	5	Yes	05
6.	Number of research papers published in the Journals during this year Per Paper 2 Mark.	20	Yes	20
7.	Books and chapters in edited volumes / books published, and papers in national / international conference-proceedings during this year.	10	Yes	10
8.	No. of papers presented in symposium / workshop / conference / seminar in this year.	20	Yes	20
9.	No. of Faculties contributed as resource persons at QIP/symposium /workshop / conference / seminar in this year.	10	Yes	<del>10</del> 08
10	Number of awards and recognition received by faculty from Government /recognized bodies during this year	10	Yes	05

**REPORT OF THE ACADEMIC AUDIT COMMITTEE**  
**ACADEMIC AUDIT OF YEAR: 2021-22**

**Guidelines for Grade:**

81% and Above = A+

71% to 80 % = A

61% to 70 % = B

51% to 60 % =C


50 % & Below = D

**Total Marks Obtained: (Out of 400):**

322 Percentage: 80.5


**Grade Obtained:**

(A)

  
Dr. S. V. Patil

Name and Sign & Date

**Academic Auditor**

  
Dr. B. V. Udugade

Name and Sign & Date

**Academic Auditor**